



Weighing System Pvt. Ltd.

R O A D T R A N S P O R T W E I G H - B R I D G E

Weigh-bridge



▶ Gauranteed for Accuracy | Sensitivity | Durability


Capacity:
1,000 Kgs to 1,00,000 Kgs

Platform Size:
1500 mm x 1800 mm to 18000 mm x 3000 mm


General Specification

- ★ **Lever**
Made from Gray iron casting & M.S. Steels.
- ★ **Platform**
Made from M.S. Plate (12mm)
(Welded M.S. Strips on top)
Bolted on M.S. Beam.
- ★ **Knife Edges & Bearings**
Made from EN-31 Alloy Steels.
- ★ **Steelyard**
The notches are machine cut
and a notch protection bar is
provided by locking device.
- ★ **Index**
The Index strip is suitably
inclined for easy reading.
- ★ **Painting**
All Metal Parts Have two coats
of good bitumen paints.

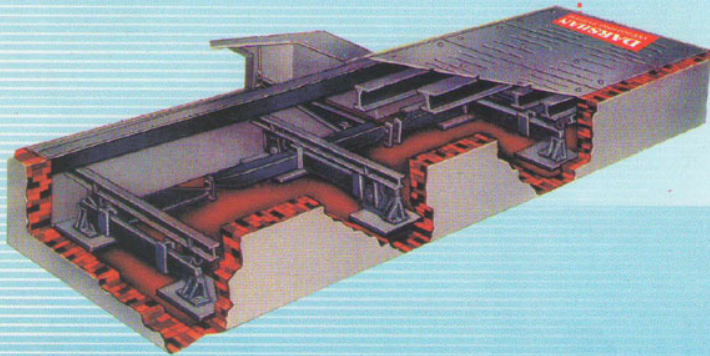
3 Lever System



5 Lever System



7 Lever System



Road Transport
Weigh-bridge

68500 KG

Electronic Weighing Scale and Heavy Duty Platform Scale

Weigh-Bridge Conversion Kit



- Auto zero tracking
- Memory accumulation facility
- Large vacuum fluorescent display
- Feather-touch key functions
- Models of various accuracies also available



A Typical Surface Mounted Weigh-Bridge Sketch



EWS **DARSHAN**
WEIGHING SYSTEM
Weighing System Pvt. Ltd.

- Approved by weights & Measures Govt. Of India. "EWS" Lorry weighbridge are manufactured according to weights & measures acts & rules.
- Easy to operate.
- Sustained accuracy.
- Heavy duty non skid platform.
- 3, 5 & 7 Lever system.
- Compact Design.
- Higher Performance Longer Life.
- Different / Customized platform sizes available.
- Specially designed for Indian conditions.
- Passed through Higher QC Test.
- After Sales Services by a sound team of services engineers.
- Under our special maintenance service contract we have attractive scheme for serving our customer at a very nominal charge.

▶ Weighbridge Capacity, Graduation & Platform Size

MODEL NO.	CAPACITY	PLATFORM SIZE	MAJOR BAR	MINOR BAR
EWS 3 A	3000 kgs.	1500x1800 mm (5'x6')	3000x100 kgs.	100x1 kgs.
EWS 10 B	10000 kgs.	3600x2400 mm (12'x8')	10000x1000 kgs.	1000x5 kgs.
EWS 20 C	20000 kgs.	6000x2400 mm (20'x8')	20000x1000 kgs.	1000x5 kgs.
EWS 25 D	25000 kgs.	6600x3000 mm (22'x10')	25000x1000 kgs.	1000x5 kgs.
EWS 30 E	30000 kgs.	6600x3000 mm (22'x10')	30000x1000 kgs.	1000x5 kgs.
EWS 30 E1	30000 kgs.	7500x3000 mm (25'x10')	30000x1000 kgs.	1000x5 kgs.
EWS 40 F	40000 kgs.	7500x3000 mm (25'x10')	40000x1000 kgs.	1000x5 kgs.
EWS 40 F1	40000 kgs.	9000x3000 mm (30'x10')	40000x1000 kgs.	1000x5 kgs.
EWS 40 F2	40000 kgs.	9600x3000 mm (32'x10')	40000x1000 kgs.	1000x5 kgs.
EWS 40 F3	40000 kgs.	10500x3000 mm (35'x10')	40000x1000 kgs.	1000x5 kgs.
EWS 40 F4	40000 kgs.	12000x3000 mm (40'x10')	40000x1000 kgs.	1000x5 kgs.
EWS 50 G	50000 kgs.	12000x3000 mm (40'x10')	50000x1000 kgs.	1000x10 kgs.
EWS 50 G1	50000 kgs.	15000x3000 mm (50'x10')	50000x1000 kgs.	1000x10 kgs.
EWS 50 G2	50000 kgs.	18000x3000 mm (60'x10')	50000x1000 kgs.	1000x10 kgs.
EWS 60 H	60000 kgs.	15000x3000 mm (50'x10')	60000x1000 kgs.	1000x10 kgs.
EWS 60 H1	60000 kgs.	18000x3000 mm (60'x10')	60000x1000 kgs.	1000x10 kgs.

Note: Due to constant innovation the Product Specification are subject to changes.



Weighing System Pvt. Ltd.

Mfg & Dealers : Weigh-bridges & Platform Scales

Naroda G.I.D.C., Phase -IV, Nr. Sanjaynagar,
Ahmedabad-Himatnagar - N.H. No. 8, Naroda, Ahmedabad-382 330.
Phone: (F) 079-2281 8215.